


## YBX3系列高效率隔爆型三相异步电动机 (方形接线盒和圆形接线盒)

YBX3 series high efficiency flameproof three-phase asynchronous motor  
Square and circular junction box connection box



ZCL Shijiazhuang Electric Motor Technology Co., Ltd.

Add: Hebei Shijiazhuang Gaocheng District Zhangjiazhuang Town  
Industrial Park China

Tel: + 86-311-89246924 Fax: + 86-311-89246924

Mobile: + 86-13931192007

SKYPE: + 86-13931192007 WeChat: 13931192007

E-Mail : zclgroup@zcl-group.com

Web: www.zcl-group.com

中磁力石家庄电机科技有限公司

ZCL Shijiazhuang Electric Motor Technology Co., Ltd

## 概述 General Description

YBX3系列高效率隔爆型三相异步电动机是我公司高效率隔爆型电动机基本系列，本系列电动机具有体积小、重量轻、外形美观、安全可靠运行、寿命长、性能优良，安装使用维修方便。

本系列电动机的功率等级、安装尺寸符合国际电工委员会(IEC)标准，其对应关系与德国DIN42673标准相同，有利于出口设备的配套和引进设备的备件。

本系列电动机隔爆性能符合GB3836.1-2010《爆炸性环境第1部分：设备通用要求》和GB3836.2-2010《爆炸性环境第2部：由隔爆外壳“d”保护的的设备》的规定，也符合60079-1、BS4683和EN50018的规定制成隔爆型。防爆标志为Ex d I Mb、Ex d II A T4 Gb、Ex d II B T4 Gb、Ex d II C T4 Gb适用于爆炸性环境的场所。

Ex d I Mb安装在煤矿甲烷爆炸性环境中的设备，具有“高”的保护级别，该级别具有足够的安全性，使设备正常运行中或在气体突然出现和设备断电之间的时间内出现的预期故障条件下不可能成为点燃源，适合于非采掘工作面用电气设备。

Ex d II A T4 Gb、Ex d II B T4 Gb、Ex d II C T4 Gb适用于除煤矿外爆炸性气体环境用设备，具有“高”的保护级别，在正常运行或预期故障条件下不是点燃源。

在YBX3基本系列电动机基础上，也可制成YBX3-W户外型、YBX3-TH户内湿热带型、YBX3-THW户外湿热带型、YBX3-TA户内干热带型、YBX3-TAW户外干热带型、YBX3-F1户内防中等腐蚀型、YBX3-WF1户外防中等腐蚀型、YBX3-F2户内防强腐蚀型、YBX3-WF2户外防强腐蚀型。

该系列电动机效率指标符合GB18613-2012《中小型三相异步电动机能效限值及能效等级》中规定的能效2级的效率与IEC60034-30的IE3保持一致。

YBX3 series high efficiency flameproof three-phase asynchronous motor is our upgraded explosion-proof motor basic series from YB2 series, the series motor has the advantages of small volume, light weight, beautiful appearance, reliable operation, long service life, excellent performance as well as convenient installation, operation and maintenance.

The series motor's power level, installation dimensions comply with IEC standard, with coincident corresponding relationship with German standard DIN42673. It is conducive for the export equipment matching and introduction of spare parts for equipments.

The series motor's flameproof performance is in accordance with GB3836.1-2010 Explosive atmospheres-part1: Equipment. General requirements & GB3836.2-2010 Explosive atmosphere-Part 2: equipment with flameproof enclosure "d" protection, it was also made into flameproof type in accordance with 60079-1, BS4683 & EN50018 provision. The flameproof mark is Ex d I Mb, Ex d II A T4 Gb, Ex d II B T4 Gb, Ex d II C T4 Gb, which is applicable for explosive atmosphere.

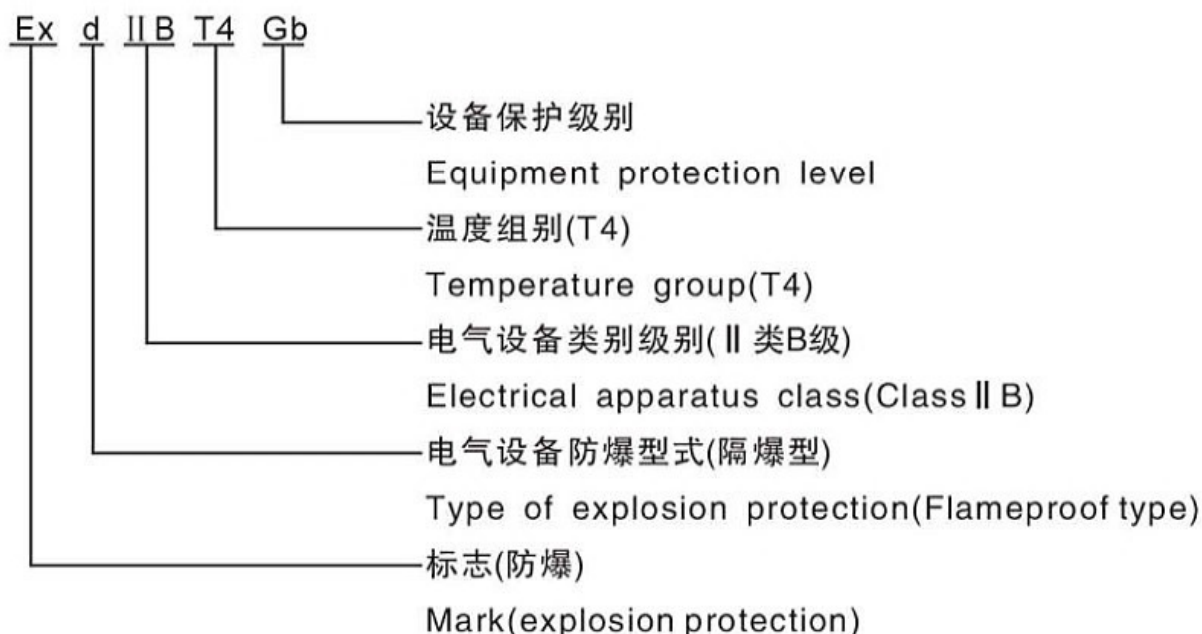
For Ex d I Mb, equipment installed at coal mine methane explosive environment, has "high" protection level. This level has sufficient safe performance, it cause impossibility to be the ignition source during equipment normal running, or under expected failure conditions for the period between gas suddenly appeared and equipment power off, it is applicable for electrical equipment for non excavation working face.

Ex d II A T4 Gb, Ex d II B T4 Gb, Ex d II C T4 Gb are applicable for equipments with explosive gas environment except coal mine, with "high" protection level, it is not a source of ignition during normal running or under expected fault conditions.

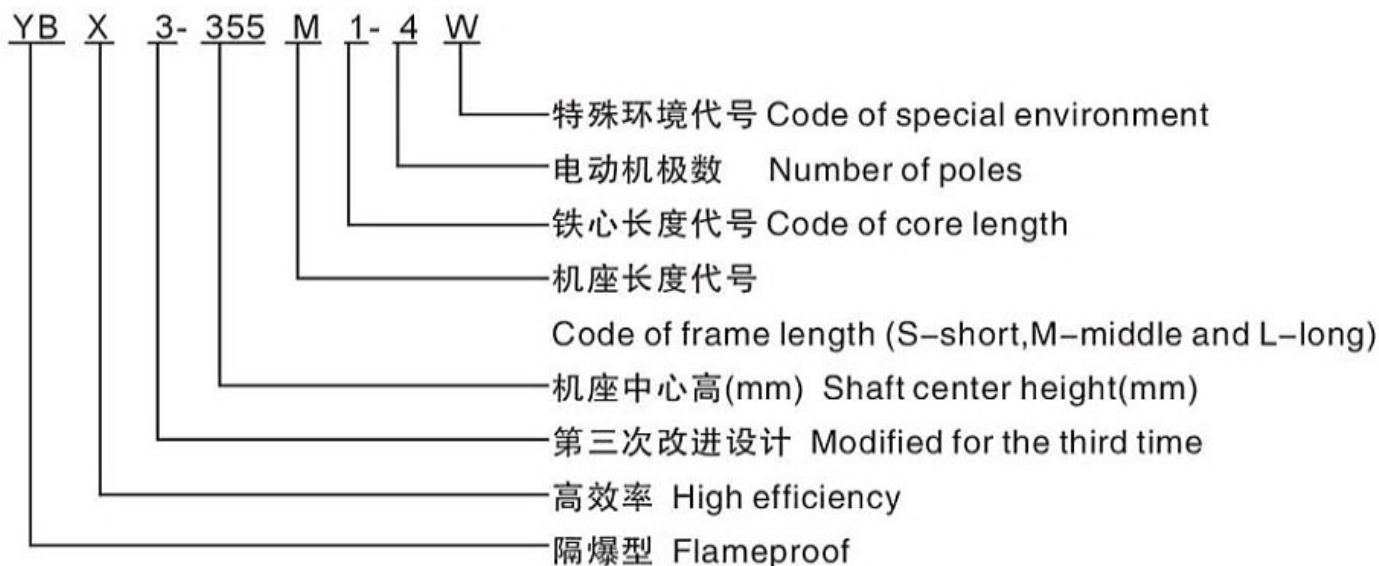
Based on YBX3 basic series of motors, it can also made into YBX3-W outdoor type, YBX3-TH indoor wet tropical type, YBX3-THW outdoor wet tropical type, YBX3-TA indoor dry tropical type, YBX3-TAW outdoor dry tropical type, YBX3-F1 indoor anti-moderate corrosion type, YBX3-WF1 outdoor anti-moderate corrosion type, YBX3-F2 indoor anti-strong corrosion type, YBX3-WF2 outdoor anti-strong corrosion type.

This series of motors' efficiency index conforms with efficiency value of energy efficiency Grade 2 specified at GB18613-2012 Minimum allowable values of energy efficiency and energy efficiency grades for small and medium three-phase asynchronous motors, it keeps consistent with IE3 at IEC60034-30.

## 电动机防爆标志代表的意义 Explanation of Ex marking and designation



## 电动机型号代表的意义 Explanation of type designation



## 结构说明 Construction Features

1、电动机的隔爆结构具有Ex d I Mb、Ex d II A T4 Gb、Ex d I B T4 Gb、Ex d II C T4 Gb。1) Ex d I Mb适用于甲烷或煤尘爆炸性混合物存在的煤矿井下非采掘面环境；2) Ex d II A T4 Gb、Ex d II B T4 Gb、Ex d II C T4 Gb适用于 II 类A级、II 类B级和 II 类C级，温度组别为T1、T2、T3和T4组爆炸性混合物存在的环境。

2、电动机主体外壳防护等级为IP55、IP65、IP56、IP66。

3、电动机的冷却方式为IC411。

4、电动机的热分等级为155，定子绕组温升裕度大、寿命长。

5、电动机有一个圆柱形轴伸，借联轴器或齿轮转动。

6、电动机定子绕组采用高强度聚酯漆包铜线，并经VPI真空加压浸漆处理成为一个完整的整体，绕组及绝缘具有良好的电气、机械、防潮性能及热稳定性。

7、电机转子采用铸铝结构，转子经动平衡校验，电动机运转平稳、振动小、噪声低。

8、电动机定、转子冲片采用高导磁、低损耗优质电工硅钢片，电动机损耗低、效率高。

9、电动机轴承选用电动机专用低振动、低噪声轴承，机座号132及以下采用双面密封轴承，在轴伸端装有波形弹簧垫圈，以适度压力压靠轴承，有效抑制电动机运转时产生的振动和噪声，机座号160及以上采用内、外盖结构，并在轴承部位采用挡圈轴向固定，有效地防止电动机转子的轴向窜动。为使电动机安全可靠运行，机座号160及以上电动机轴承结构设置有注排油装置，机座号250及以上电动机，预留轴承温度监测传感元件位置。

10、电动机风扇、风罩：该系列电动机采用防静电塑料风扇，其转动惯量小、损耗低，全系列风扇与轴采用键联接，运行可靠。风罩为钢板结构，在防止一定大小的外物侵入的前提下得到最大的通风面积，使风路通畅。

1.The flameproof constructions for Ex d I Mb, Ex d II A T4 Gb, Ex d I B T4 Gb are available, Ex d II C T4 Gb.1) Ex d I Mb is applicable for non-excavation area environment under coal mine well with methane or coal dust explosive mixture.2) Ex d II A T4 Gb, Ex d II B T4 Gb, Ex d II C T4 Gb is suitable for Category II, Class A, Category II, Class B & Category II, Class C Temperature category T1, T2, T3, T4 at environment with explosive mixture existence.

2.The degree of protection is IP55, IP65, IP56, IP66 for motor main enclosures.

3.The cooling form is IC411.

4.The stator windings are of Class F insulation and ensures a large margin of safety in temperature rise and long service life.

5.A cylindrical shaft extension is equipped on motors, which is driven by coupling spur gearing.

6.The stator windings are wound with polyester enamel round wire of high strength and then treated with the progress of vacuum-pressure impregnation(VPI), to make them become a solid integral. Therefore, the winding insulation is excellent in electrical and mechanical properties, moisture resistance and thermal stability.

7.The rotors are of cast-aluminum, and dynamically balanced to make the motor operate smoothly with small vibration and low noise.

8.The stator and rotor cores are laminated with high-class electrical steel sheet with high permeability and low loss, thus makes the motors possess low loss and high efficiency.

9.The motors are fitted with low vibration and low noise bearings special for motors. For the motors of frame size 132 and below, bilaterally shielded ball bearings are used and corrugated spring washers at the driving ends pressed on bearings with proper pressure to restrain effectively the vibration and noise produced during motors' operation. For the motors of frame size 160 and above, the bearings with inner and outer covers are used and retaining rings at bearing position are equipped on shafts to prevent the rotor efficiently from moving axially. In order to operate safely and reliably, the bearings of the motors frame size 160 and above are provided with greasing attachments, which are of the use to drain or replenish the lubricating grease without stopping the motors. For the frame size 250 and above, the positions for mounting bearing temperature monitoring sensors are preliminary left.

10.Motor fan, air hood: The series motor adopts anti static plastic fan, with small rotational inertia and low loss. The series fan is connected with shaft by key with reliable operation. Air hood is of steel plate structure, It achieves largest ventilation area under the premise of preventing certain sizes of foreign matter from invasion, which obtains smooth air path.

## 电动机使用条件 Service Conditions

### ※ 电动机使用电气条件 Electrical Conditions

- 1、额定电压 Rated voltage: 380、660、1140、380/660、660/1140V(或根据用户要求or according to user requirements)
- 2、额定频率 Rated frequency: 50Hz&60Hz
- 3、定额 Duty type: 连续工作制S1 Continuous running duty-type S1

### ※ 电动机使用环境条件 Circumstance Conditions

海拔不超过1000m, 环境空气温度随季节而变化, 为-20℃~+40℃的户内环境

The altitude is up to 1000m above sea level. The ambient temperature, which is subject to seasonal variation, belongs to indoor circumstance of -20℃~+40℃.

YBX3 为基本型, 适用于户内环境

YBX3 is the basic type, suitable for indoor circumstance

YBX3-W 适用于户外环境

YBX3-W for outdoor circumstance

YBX3-TH 适用于室内湿热带环境

YBX3-TH for indoor tropical humidity circumstance

YBX3-THW适用于户外湿热带环境

YBX3-THW for outdoor tropical humidity circumstance

YBX3-TA 适用于户内干热带型环境

YBX3-TA for indoor tropical arid circumstance

YBX3-TAW 适用于户外干热带型环境

YBX3-TAW for outdoor tropical arid circumstance

YBX3-F1 适用于户内防中等腐蚀型环境

YBX3-F1 is suitable for indoor and medium corrosive environment

YBX3-WF1 适用于户外防中等腐蚀环境

YBX3-WF1 is suitable for outdoor corrosion prevention

YBX3-F2 适用于户内强腐蚀型环境

YBX3-F2 is suitable for indoor strong corrosive environment

YBX3-WF2 适用于户外强腐蚀环境

YBX3-WF2 suitable for outdoor strong corrosive environment

## 电动机技术数据 Technical Data

1、电动机机座号与功率及转速对应关系见表1

1.The correlation between frame size, output and speed are shown in Table 1

2、电动机电气性能参数见表2

2.The electrical property parameters are shown in Table 2

**表 1 Table 1**

机座号 Frame size		同步转速 Synchronous speed(r/min)				
		3000	1500	1000	750	600
		功率 Output(kw)				
80M	1	0.75	0.55	0.37	0.18	
	2	1.1	0.75	0.55	0.25	
90S		1.5	1.1	0.75	0.37	
90L		2.2	1.5	1.1	0.55	
100L	1	3	2.2	1.5	0.75	
	2		3		1.1	
112M		4	4	2.2	1.5	
132S	1	5.5	5.5	3	2.2	
	2	7.5				
132M	1	-	7.5	4	3	
	2		5.5			
160M	1	11	11	7.5	4	
	2	15			5.5	
160L		18.5	15	11	7.5	
180M		22	18.5	-	-	
180L		-	22	15	11	
200L	1	30	30	18.5	15	
	2	37		22		
225S		-	37	-	18.5	
225M		45	45	30	22	
250M		55	55	37	30	
280S		75	75	45	37	
280M		90	90	55	45	
315S		110	110	75	55	45
315M		132	132	90	75	55
315L	1	160	160	110	90	75
		(185)	(185)	-	-	-
355S	2	200	200	132	110	90
	1	(185)	(185)	160	132	(90)
2	(200)	(200)				
355M	1	(220)	(220)	(185)	160	110
	2	250	250	200		132
355L	1	(280)	(280)	(220)	(185)	160
	2	315	315	250	200	(185)

注：1、带括号的为不优先推荐规格；

2、S、M、L后面的数字1、2分别代表同一机座号和转速下不同的功率。

Note: 1. The specification in bracket is not preferentially recommended spec.

2. The number 1 and 2 following letters S, M and L represent separately different output in the same frame size at the same speed.

表 2 Table 2

型号 Type	额定 Rated			效率 Efficiency %	功率因数 Power factor COSφ	堵转转矩 Locked torque Rated torque	堵转电流 Locked current Rated current	最大扭矩 Pull out torque Rated torque	噪声 Noise (Lw)	振动 等级 Vibration class	转动 惯量 Inertia movement	重量 Weight Kg
	功率 Output (kW)	电流 Current (380V) A	转速 Sync speed r/min									
YBX3-80M1-2	0.75	1.7	2885	80.7	0.83	2.3	6.8	2.3	67	1.3	0.0010	29
YBX3-80M2-2	1.1	2.4	2885	82.7	0.83	2.3	7.3	2.3	67	1.3	0.0013	31
YBX3-90S-2	1.5	3.2	2885	84.2	0.84	2.3	7.6	2.3	72	1.3	0.0020	36
YBX3-90L-2	2.2	4.6	2890	85.9	0.85	2.3	7.8	2.3	72	1.3	0.0026	40
YBX3-100L-2	3	6.0	2895	87.1	0.87	2.3	8.1	2.3	76	1.3	0.0044	50
YBX3-112M-2	4	7.8	2895	88.1	0.88	2.3	8.3	2.3	77	1.3	0.0060	67
YBX3-132S1-2	5.5	10.6	2920	89.2	0.88	2.2	8.0	2.3	80	1.3	0.0140	85
YBX3-132S2-2	7.5	14.2	2915	90.1	0.89	2.2	7.8	2.3	80	1.3	0.0162	89
YBX3-160M1-2	11	20.6	2945	91.2	0.89	2.2	7.9	2.3	86	1.8	0.0525	152
YBX3-160M2-2	15	27.9	2945	91.9	0.89	2.2	8.0	2.3	86	1.8	0.0608	164
YBX3-160L-2	18.5	34.2	2940	92.4	0.89	2.2	8.1	2.3	86	1.8	0.0696	177
YBX3-180M-2	22	40.5	2960	92.7	0.89	2.2	8.2	2.3	88	1.8	0.0864	240
YBX3-200L1-2	30	54.9	2965	93.3	0.89	2.2	7.5	2.3	90	1.8	0.163	289
YBX3-200L2-2	37	67.4	2965	93.7	0.89	2.2	7.5	2.3	90	1.8	0.172	307
YBX3-225M-2	45	81.7	2965	94.0	0.89	2.2	7.6	2.3	92	1.8	0.3562	378
YBX3-250M-2	55	99.6	2965	94.3	0.89	2.2	7.6	2.3	92	1.8	0.459	529
YBX3-280S-2	75	135.2	2980	94.7	0.89	2.0	6.9	2.3	94	1.8	1.0074	645
YBX3-280M-2	90	161.7	2970	95.0	0.89	2.0	7.0	2.3	94	1.8	1.0592	701
YBX3-315S-2	110	197.3	2980	95.2	0.89	1.9	7.1	2.2	96	2.3	1.3861	1075
YBX3-315M-2	132	236.2	2980	95.4	0.89	1.9	7.1	2.2	96	2.3	1.7088	1182
YBX3-315L1-2	160	285.7	2980	95.6	0.89	1.9	7.1	2.2	98	2.3	1.740	1303
YBX3-315L2-2	(185)	330.0	2980	95.7	0.89	1.9	7.1	2.2	98	2.3	2.001	1498
YBX3-315L2-2	200	356.4	2980	95.8	0.89	1.9	7.1	2.2	98	2.3	2.141	1525
YBX3-355S1-2	(185)	330.0	2980	95.7	0.89	1.9	7.1	2.2	98	2.3	2.88	1680
YBX3-355S2-2	(200)	356.4	2980	95.8	0.89	1.9	7.1	2.2	98	2.3	3.05	1740
YBX3-355M1-2	(220)	392.0	2980	95.8	0.89	1.8	7.1	2.2	100	2.3	3.67	1790
YBX3-355M2-2	250	445.5	2980	95.8	0.89	1.8	7.1	2.2	100	2.3	4.02	1840
YBX3-355L1-2	(280)	499.0	2980	95.8	0.90	1.8	7.1	2.2	100	2.3	4.16	2040
YBX3-355L2-2	315	561.3	2980	95.8	0.90	1.8	7.1	2.2	100	2.3	4.86	2060



注：重量为理论预算值。(参考) The weight is theoretic calculation (for reference)

型号 Type	额定 Rated			效率 Efficiency %	功率因数 Power factor COStφ	堵转转矩 额定转矩 Locked torque Rated torque	堵转电流 额定电流 Locked current Rated current	最大转矩 额定转矩 Pull out torque Rated torque	噪声 Noise (Lw)	振动 等级 Vibration class	转动 惯量 Inertia movement	重量 Weight Kg
	功率 Output (KW)	电流 Current (380V) A	转速 Sync speed r/min									
YBX3-80M1-4	0.55	1.4	1435	77.8	0.75	2.3	6.3	2.3	58	1.3	0.0016	29
YBX3-80M2-4	0.75	1.9	1435	82.5	0.75	2.3	6.5	2.3	58	1.3	0.0020	30
YBX3-90S-4	1.1	2.7	1435	84.1	0.75	2.3	6.6	2.3	61	1.3	0.0030	37
YBX3-90L-4	1.5	3.6	1440	85.3	0.75	2.3	6.9	2.3	61	1.3	0.0038	40
YBX3-100L1-4	2.2	4.8	1455	86.7	0.81	2.3	7.5	2.3	64	1.3	0.0077	51
YBX3-100L2-4	3	6.4	1455	87.7	0.82	2.3	7.6	2.3	64	1.3	0.0093	56
YBX3-112M-4	4	8.5	1455	88.6	0.82	2.3	7.7	2.3	65	1.3	0.128	72
YBX3-132S-4	5.5	11.4	1460	89.6	0.82	2.0	7.5	2.3	71	1.3	0.0295	90
YBX3-132M-4	7.5	15.2	1460	90.4	0.83	2.0	7.4	2.3	71	1.3	0.0366	102
YBX3-160M-4	11	21.5	1470	91.4	0.85	2.0	7.5	2.3	75	1.8	0.0795	148
YBX3-160L-4	15	29.1	1470	92.1	0.85	2.0	7.5	2.3	75	1.8	0.1034	168
YBX3-180M-4	18.5	35.3	1475	92.6	0.86	2.0	7.7	2.3	76	1.8	0.1596	221
YBX3-180L-4	22	41.8	1475	93.0	0.86	2.0	7.8	2.3	76	1.8	0.2025	296
YBX3-200L-4	30	56.6	1480	93.6	0.87	2.0	7.2	2.3	79	1.8	0.3283	379
YBX3-225S-4	37	69.6	1485	93.9	0.87	2.0	7.3	2.3	81	1.8	0.484	409
YBX3-225M-4	45	84.4	1485	94.2	0.87	2.0	7.4	2.3	81	1.8	0.5653	507
YBX3-250M-4	55	102.7	1480	94.6	0.88	2.0	7.4	2.3	83	1.8	0.8761	699
YBX3-280S-4	75	136.3	1490	95.0	0.88	2.0	6.7	2.3	86	1.8	1.9542	724
YBX3-280M-4	90	163.2	1490	95.2	0.89	2.0	7.0	2.3	86	1.8	2.3513	756
YBX3-315S-4	110	199.1	1490	95.4	0.89	2.0	7.0	2.2	93	2.3	2.3783	1098
YBX3-315M-4	132	238.4	1490	95.6	0.89	2.0	7.0	2.2	93	2.3	2.6558	1150
YBX3-315L1-4	160	285.1	1490	95.8	0.89	2.0	7.0	2.2	94	2.3	2.9974	1274
YBX3-315L2-4	200	356.0	1490	96.0	0.89	2.0	7.0	2.2	94	2.3	4.1225	1566
YBX3-355S1-4	(185)	329.0	1488	95.9	0.89	2.0	7.0	2.2	94	2.3	6.02	1867
YBX3-355S2-4	(200)	355.7	1488	96.0	0.89	2.0	7.0	2.2	94	2.3	6.30	1917
YBX3-355M1-4	(220)	391.2	1488	96.0	0.89	2.0	7.0	2.2	95	2.3	6.42	1941
YBX3-355M2-4	250	439.6	1488	96.0	0.89	2.0	7.0	2.2	95	2.3	7.92	2006
YBX3-355L1-4	(280)	492.4	1488	96.0	0.89	2.0	7.0	2.2	95	2.3	6.77	2173
YBX3-355L2-4	315	553.9	1488	96.0	0.89	2.0	7.0	2.2	95	2.3	7.8149	2203

同步转速 Synchronous speed 1500r/min

注：重量为理论预算值。(参考) The weight is theoretic calculation (for reference)

续表2 Table 2 (continued)

型号 Type	额定 Rated			效率 Efficiency %	功率因数 Power factor COSφ	堵转转矩 额定转矩 Locked torque Rated torque	堵转电流 额定电流 Locked current Rated current	最大转矩 额定转矩 Pull out torque Rated torque	噪声 Noise (Lw)	振动 等级 Vibration class	转动 惯量 Inertia movement	重量 Weight Kg
	功率 Output (kW)	电流 Current (380V) A	转速 Sync speed r/min									
YBX3-80M1-6	0.37	1.3	890	62.0	0.70	1.9	4.7	2.0	54	1.3	0.0023	27.6
YBX3-80M2-6	0.55	1.6	890	73.6	0.72	1.9	4.7	2.1	54	1.3	0.0030	30
YBX3-90S-6	0.75	2.0	950	78.9	0.72	2.1	5.8	2.1	57	1.3	0.0038	35
YBX3-90L-6	1.1	2.9	950	81.0	0.73	2.1	5.9	2.1	57	1.3	0.0053	40
YBX3-100L-6	1.5	3.8	955	82.5	0.74	2.1	6.0	2.1	61	1.3	0.0107	48
YBX3-112M-6	2.2	5.4	955	84.3	0.74	2.1	6.0	2.1	65	1.3	0.0151	62
YBX3-132S-6	3	7.2	975	85.6	0.74	2.0	6.2	2.1	69	1.3	0.0318	87
YBX3-132M1-6	4	9.5	975	86.8	0.74	2.0	6.8	2.1	69	1.3	0.0394	95
YBX3-132M2-6	5.5	12.7	975	88.0	0.75	2.0	7.1	2.1	69	1.3	0.0404	103
YBX3-160M-6	7.5	16.4	980	89.1	0.78	2.1	6.7	2.1	73	1.8	0.0964	147
YBX3-160L-6	11	23.7	980	90.3	0.78	2.1	6.9	2.1	73	1.8	0.127	175
YBX3-180L-6	15	30.9	980	91.2	0.81	2.0	7.2	2.1	73	1.8	0.201	230
YBX3-200L1-6	18.5	37.8	980	91.7	0.81	2.1	7.2	2.1	76	1.8	0.325	281
YBX3-200L2-6	22	44.2	980	92.2	0.82	2.1	7.3	2.1	76	1.8	0.371	284
YBX3-225M-6	30	60.6	980	92.9	0.81	2.0	7.1	2.1	76	1.8	0.5470	360
YBX3-250M-6	37	71.7	990	93.3	0.84	2.1	7.1	2.1	78	1.8	0.9605	482
YBX3-280S-6	45	84.8	990	93.7	0.86	2.1	7.2	2.0	80	1.8	1.85	589
YBX3-280M-6	55	103.3	990	94.1	0.86	2.1	7.2	2.0	80	1.8	2.12	655
YBX3-315S-6	75	141.7	995	94.6	0.85	2.0	7.0	2.0	85	2.3	2.61	1074
YBX3-315M-6	90	171.5	995	94.9	0.84	2.0	7.0	2.0	85	2.3	3.04	1170
YBX3-315L1-6	110	206.8	995	95.1	0.85	2.0	7.0	2.0	85	2.3	3.71	1295
YBX3-315L2-6	132	244.4	995	95.4	0.86	2.0	7.0	2.0	85	2.3	4.24	1450
YBX3-355S-6	160	292.3	995	95.6	0.87	1.9	7.0	2.0	92	2.3	8.3585	1861
YBX3-355M1-6	185	336.9	995	95.7	0.87	1.9	7.0	2.0	92	2.3	7.7	1880
YBX3-355M2-6	200	364.6	995	95.8	0.87	1.9	7.0	2.0	92	2.3	9.464	1889
YBX3-355L1-6	220	404.4	995	95.8	0.87	1.9	7.0	2.0	92	2.3	9.8	2142
YBX3-355L2-6	250	459.6	995	95.8	0.87	1.9	7.0	2.0	92	2.3	11.215	2171

同步转速 Synchronous speed 1000r/min

注：重量为理论计算值。(参考) The weight is theoretic calculation (for reference)



续表2 Table 2 (continued)

型号 Type	额定 Rated			效率 Efficiency %	功率因数 Power factor COStφ	堵转转矩 Locket torque Rated torque	堵转电流 Locket current Rated current	最大转矩 Pull out torque Rated torque	噪声 Noise (Lw)	振动 等级 Vibration class	转动 惯量 Inertia movement	重量 Weight Kg
	功率 Output (KW)	电流 Current (380V) A	转速 Sync speed r/min									
YBX3-100L2-8	1.1	3.4	690	70.7	0.67	1.8	5.0	2.0	59	1.3	0.0102	49
YBX3-112M-8	1.5	4.5	690	72.8	0.71	1.8	5.0	2.0	61	1.3	0.0147	65
YBX3-132S-8	2.2	6.0	710	77.9	0.71	1.8	6.0	2.0	64	1.3	0.0307	83
YBX3-132M-8	3	7.9	710	78.9	0.73	1.8	6.0	2.0	64	1.3	0.0426	94
YBX3-160M1-8	4	10.4	720	79.9	0.73	1.9	6.0	2.0	68	1.8	0.0635	132
YBX3-160M2-8	5.5	13.8	720	82.0	0.74	1.9	6.0	2.0	68	1.8	0.0897	144
YBX3-160L-8	7.5	18.1	720	84.0	0.75	1.9	6.0	2.0	68	1.8	0.1270	166
YBX3-180L-8	11	25.8	720	86.4	0.75	2.0	6.5	2.0	70	1.8	0.2138	223
YBX3-200L-8	15	34.5	730	86.9	0.76	2.0	6.6	2.0	73	1.8	0.3588	279
YBX3-225S-8	18.5	41.5	740	89.1	0.76	1.9	6.6	2.0	73	1.8	0.5488	332
YBX3-225M-8	22	47.4	740	89.6	0.78	1.9	6.6	2.0	73	1.8	0.6454	363
YBX3-250M-8	30	63.4	740	90.4	0.79	1.9	6.5	2.0	75	1.8	0.9876	478
YBX3-280S-8	37	77.8	740	90.9	0.79	1.9	6.6	2.0	76	1.8	1.7092	585
YBX3-280M-8	45	93.7	740	91.4	0.79	1.9	6.6	2.0	76	1.8	1.9875	648
YBX3-315S-8	55	111.2	740	92.5	0.80	1.8	6.6	2.0	82	2.3	3.9597	972
YBX3-315M-8	75	150.5	740	93.2	0.80	1.8	6.4	2.0	82	2.3	5.2790	1080
YBX3-315L1-8	90	178.7	740	93.5	0.80	1.8	6.4	2.0	82	2.3	6.2695	1226
YBX3-315L2-8	110	217.8	740	93.5	0.82	1.8	6.4	2.0	82	2.3	7.4245	1310
YBX3-355S-8	132	260.5	740	93.8	0.82	1.8	6.4	2.0	90	2.3	11.4275	1405
YBX3-355M-8	160	315.0	740	94.0	0.82	1.8	6.4	2.0	90	2.3	13.9360	1880
YBX3-355L1-8	185	364.3	740	94.0	0.82	1.8	6.4	2.0	90	2.3	16.1657	1978
YBX3-355L2-8	200	388.2	740	94.2	0.83	1.8	6.4	2.0	90	2.3	18.1168	2130
YBX3-315S-10	45	99.6	592	91.2	0.75	1.3	6.2	2.0	82	2.3	3.8772	972
YBX3-315M-10	55	121.1	592	91.8	0.75	1.3	6.2	2.0	82	2.3	4.7846	1080
YBX3-315L1-10	75	162.1	592	92.3	0.76	1.3	6.2	2.0	82	2.3	6.1870	1226
YBX3-315L2-10	90	191.0	592	92.9	0.77	1.3	6.2	2.0	82	2.3	7.2595	1310
YBX3-355S-10	90	191.0	585	92.9	0.77	1.3	6.0	2.0	82	2.3	9.3540	1405
YBX3-355M1-10	110	229.9	585	93.1	0.78	1.3	6.0	2.0	90	2.3	11.4481	1880
YBX3-355M2-10	132	275.0	585	93.5	0.78	1.3	6.0	2.0	90	2.3	13.9612	1960
YBX3-355L1-10	160	333.3	585	93.5	0.78	1.3	6.0	2.0	90	2.3	17.3118	2086
YBX3-355L2-10	185	385.4	585	93.5	0.78	1.3	6.0	2.0	90	2.3	19.9645	2130

同步转速 Synchronous speed 750r/min

注：重量为理论预算值。(参考) The weight is theoretic calculation (for reference)

表 3 Table 3

机座号 Frame size	结构与安装型式代号 Sample of constructions and mounting arrangements(IM)
63~71	B3,B5,B6,B7,B8,B14,B34,V1,V3,V5,V6,V18
80~112	B3,B5,B6,B7,B8,B14,B34,B35,V1,V3,V5,V6,V15,V18,V35,V37
132~160	B3,B5,B6,B7,B8,B35,V1,V3,V5,V6,V15,V35,V37
180~280	B3,B5,B35,V1
315~355	B3,B35,V1

表 4 Table 4

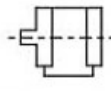
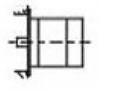

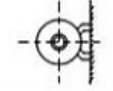
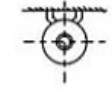
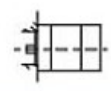
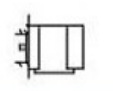
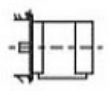


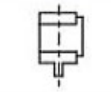



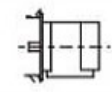
安装结构型式 Constructions and mounting arrangements	B3	B5	B6	B7	B8
示意图 Illustrated diagram					
安装结构型式 Constructions and mounting arrangements	B14	B34	B35	V1	V3
示意图 Illustrated diagram					
安装结构型式 Constructions and mounting arrangements	V5	V6	V15	V18	V35
示意图 Illustrated diagram					

表 5 Table 5

接线盒规格 Specifications of terminal box	适用机座号 For frame size	进线口数 Number of entry	进线口螺纹 Inlet's thread	进线电缆最大外径 The max. outer Diameter of inlet cable	正常供货范围 Scope of supply
小M5	80~100	单 One	M30×2	φ25	正常 Normal
M5	112-132	单 One	M30×2	φ25	正常 Normal
M6	160-180	单 One	M36×2	φ35	正常 Normal
M8	200-225	单 One	M48×2	φ42	正常 Normal
M10	250-280	单 One	M64×2	φ50	正常 Normal
M10	250~280	双 Two	M48×2	φ42	正常 Normal
M16	315~355	双 Two	M64×2	φ50	正常 Normal
M16	315-355	双 Two	M72×2	φ64	正常 Normal



## 电动机结构及安装型式和安装外形尺寸

### ※ 电动机结构及安装型式

本系列电动机的安装方式符合GB997《电机结构及安装型式代号》及IEC60034-7的规定。本系列电动机有5种基本结构型式：

- B3-机座带底脚、端盖无凸缘；
- B5-机座不带底脚、端盖有凸缘；
- B35-机座带底脚、端盖有凸缘；
- B14-机座不带底脚、端盖有小凸缘；
- B34-机座带底脚、端盖有小凸缘；

本系列电动机在上述5中基本结构上，可派生15种常用结构及安装型式，其制造范围见表3。结构及安装型式示意图见表4。

### ※ 电动机接线盒结构

电动机接线盒结构具有优良的隔爆性能和较高防护等级，且具有较大的空腔以便于接线，进线为橡胶套电缆和钢管布线（螺纹接口）2种。按不同起动要求，可分别制成一个进线口（适用于电动机直接起动）和两个进线口（适用于电动机Y- $\Delta$ 起动）。接线盒进线口及使用范围见表5。

### ※ 电动机安装外形尺寸见表6。

## Constructions, Mounting Arrangements and Overall Dimensions

### ※ Constructions and Mounting Arrangements

The mounting arrangements of this series motors conform to China Standards GB997 Sample for types of construction and mounting arrangement of rotating electrical machinery and IEC Publication 60034-7.

Five basic constructions are available:

- B3 — with foot mounted and flangeless,
- B5 — with flange mounted and footless,
- B35 — with both foot and flange mounted,
- B14 — with small flange mounted and footless
- B34 — with both foot and small flange mounted.

Based on five constructions mentioned above, this series motors can be modified into 15 constructions and mounting arrangements. For the manufacture range, see Table 3. And for the constructions and mounting arrangements, see Table 4.

### ※ Motor Terminal Construction

The motor junction box structure is with excellent flameproof performance and high protection level, it has larger cavity to facilitate wiring. There are two kinds of incoming wirings: rubber-sheathed cable steel pipe wiring. As per different starting requirement, it can be made into one inlet (applicable for motor direct starting) and two inlets (applicable for motor Y- $\Delta$  starting). Pls refer to table 5 for junction box inlet and scope of Application.

※ For the mounting and overall dimensions, see Table 6.